

2025 Activity Survey

Year 11 Leavers from Brighton Hill Community School

Contents

Introduction	3
Careers Adviser Summary	4
Glossary of Terms	5
Situation Overview	6
Raising the Participation Age (RPA) Situations	7
RPA Situation Breakdown	8
RPA Education Programme	9
RPA Programme Establishments	10
Non_RPA Situations	11
Non-RPA Situation Breakdown	12
Other Situations	13
Intended Destination	14
September Guarantee	15
Appendix	16

Introduction

This booklet has been compiled by the Hampshire County Council Data and Systems Team for Hampshire schools and academies (referred to as establishments), and its data has been compiled from Hampshire's Client Caseload Information System (CCIS).

The booklet is based on the cohort of young people who were recorded as being academically aged Year 11 and in a Hampshire establishment on 31st May 2025, and information presented is a snapshot of that cohort as of 1st November 2025.

Topics covered are based on performance measures used by the Department for Education (DfE), and enable establishments to monitor their current performance, to plan future strategies and to identify potential issues before they arise.

Due to Raising the Participation Age (RPA) legislation 2014, young people are under a duty to participate in education or training until at least their 18th birthday, although in practice most young people continue until the end of the academic year in which they turn 18 (academic Year 13). This significant piece of education legislation has particular importance to vulnerable young people. Primary responsibility for providing independent and impartial careers guidance on participation options rests with establishments directly.

Note that information is withheld and replaced with '-' where less than 5 leavers are recorded.

Careers Advice and Guidance provided by Hampshire Futures

A summary cannot be provided as the School does not purchase careers guidance from the Hampshire Careers & Employability Service (Hampshire County Council)

For details please see your careers provider or for more information visit



<https://www.hants.gov.uk/hampshire-services/services-for-schools/pupil-support/careers>



careers.service@hants.gov.uk

Glossary of Terms

Common Terms

DfE - Department for Education.

Situation - The activity of a young person.

EET - In Education, Employment or Training.

EOTAS - Education Other Than At School (including Home Education).

NEET - Not in Education, Employment or Training.

RPA - Raising the Participation Age. (<https://www.gov.uk/government/policies/increasing-opportunities-for-young-people-and-helping-them-to-achieve-their-potential/supporting-pages/raising-the-participation-age>).

Unknown - Young people whose destination cannot be confirmed.

Situation Category (see Appendix for detailed breakdown)

RPA: Sixth Form College/School - Includes Sixth Form College and School Sixth Form.

RPA: FE College - Further Education.

RPA: Other Ed inc. Traineeship - Includes Year 11, Higher Education, moved out of area to education, Gap Year students, independent specialist providers, custodial sentences and traineeships.

RPA: Non-Emp Training (FT) - Includes full-time provider-based foundation learning and supported

RPA: Emp (FT) inc. Apprenticeship - Includes full-time jobs with training (nb employed and self-employed) and apprenticeships.

Non RPA: EET (no RPA) inc. PT Emp - Includes full-time jobs without training, part-time education/employment/ training and re-engagement opportunities.

Non RPA: NEET - Available - Unemployed but potentially available for work.

Non RPA: NEET - Not Available - Unemployed and unavailable for work, e.g. young carers.

Other: Includes unknowns, moved out of area to unknown activity, pregnancies, teenage parents, illness and unpaid personal development opportunities that support young people to enter EET.

Education Programmes

Level 3 - A Levels - GCE A Levels.

Level 3 - Technical - Includes all vocational programmes including BTEC, CTEC, NVQ, T Levels etc.

Level 3 - Unspecified - Includes any Level 3 programme where the type is not known.

Level 2 - Technical - Includes all vocational programmes including BTEC, CTEC, NVQ etc.

Level 2 - GCSEs - GCSEs.

Level 1 - Technical - Includes all vocational programmes including BTEC, CTEC, NVQ etc.

Entry Level inc. Traineeships - Entry level programmes including Traineeships.

Other Education Course - Includes higher education courses and programme types not specified in the data sent by further education establishments.

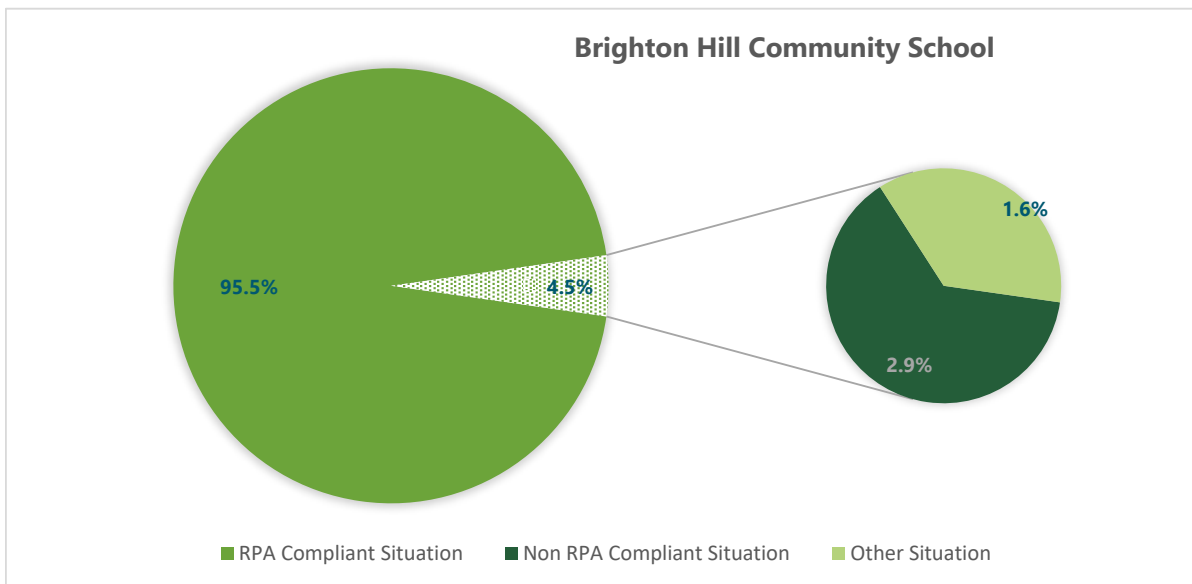
Note

Due to rounding of multiple numbers the figures in some tables may not always add up to 100%.

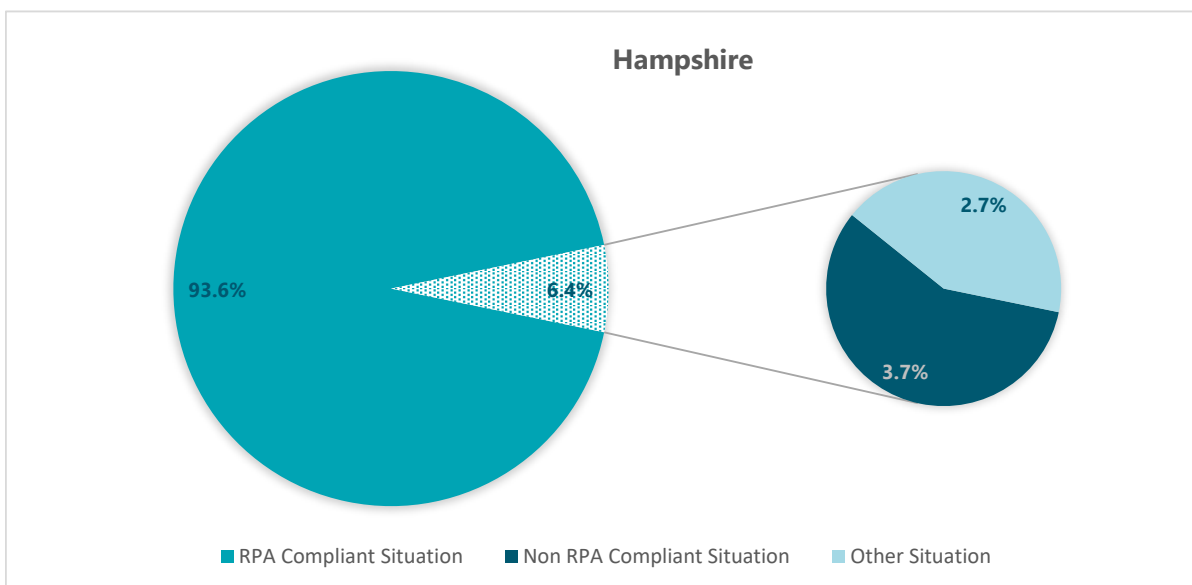
The cohort for the Activity Survey is based on the previous Year 11 September Guarantee cohort. The contents of this Activity Survey booklet will therefore differ from other school statistics published on government websites that are compiled using a different cohort.

Situation Overview

The chart below shows that 95.5% of Brighton Hill Community School Year 11s in 2025 moved to participating situations that meet the DfE defined 'Raising the Participation Age (RPA)'. Of the remaining 4.5%, 2.9% moved to Non RPA situations and 1.6% to Other situations. The 'Other' category includes young people who are working towards participation, on a temporary break, unable to engage due to personal reasons as well as those whose situation is unknown or who have moved out of the area.

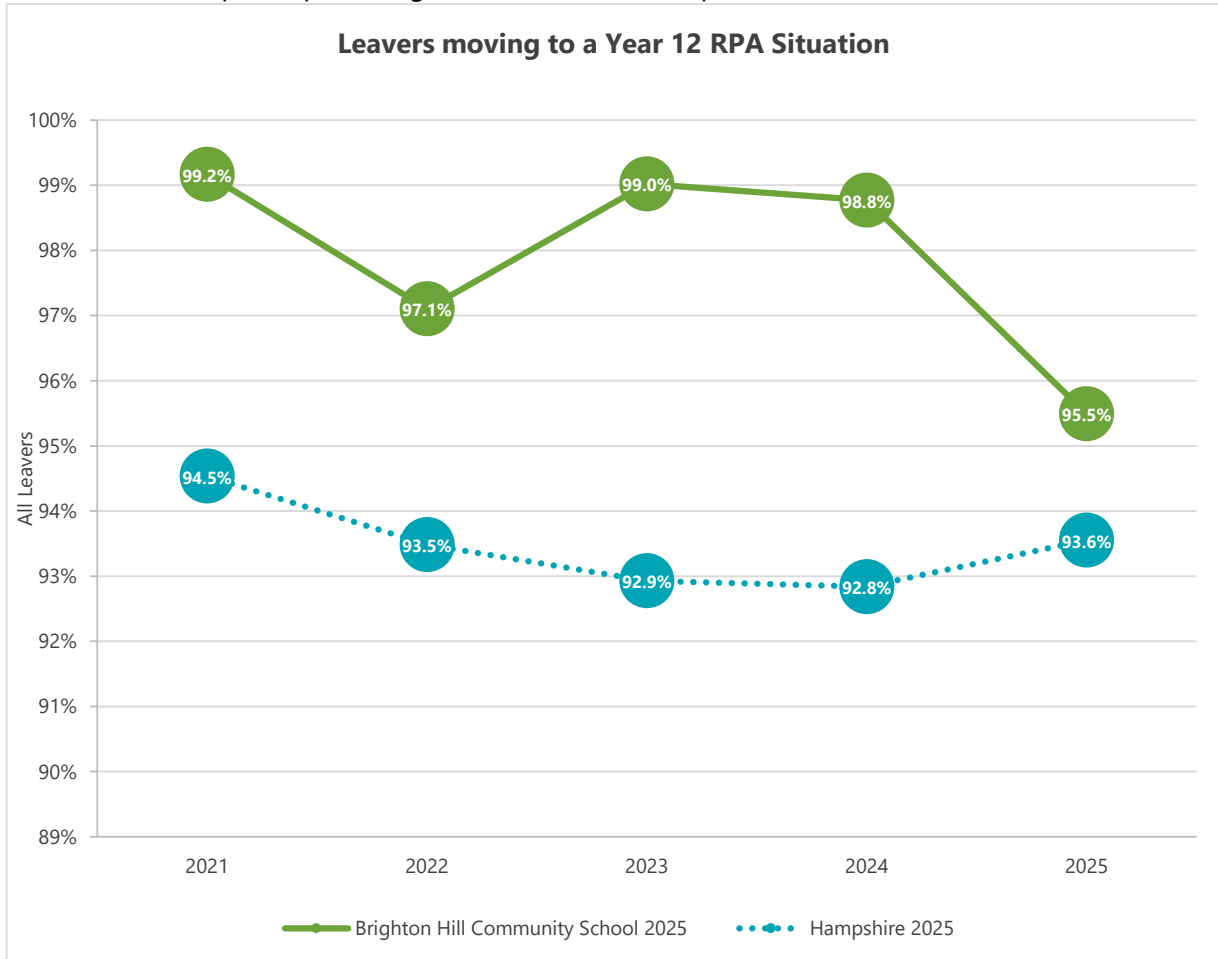


The same chart showing the total Hampshire cohort indicates that 93.6% of Hampshire Year 11 leavers moved to RPA situations in 2025. The RPA percentage for Brighton Hill Community School is higher than that for Hampshire.



Raising the Participation Age (RPA) Situations

The graph below shows the percentage of leavers from Brighton Hill Community School who moved to a RPA situation in Year 12. It shows percentages for the past five years, and compares these to the Hampshire percentages over the same time period.



The tables below show the actual numbers of young people in a RPA situation compared to the numbers in the cohort. Where fewer than five people are recorded the information is withheld and replaced with '-'.

Brighton Hill Community School

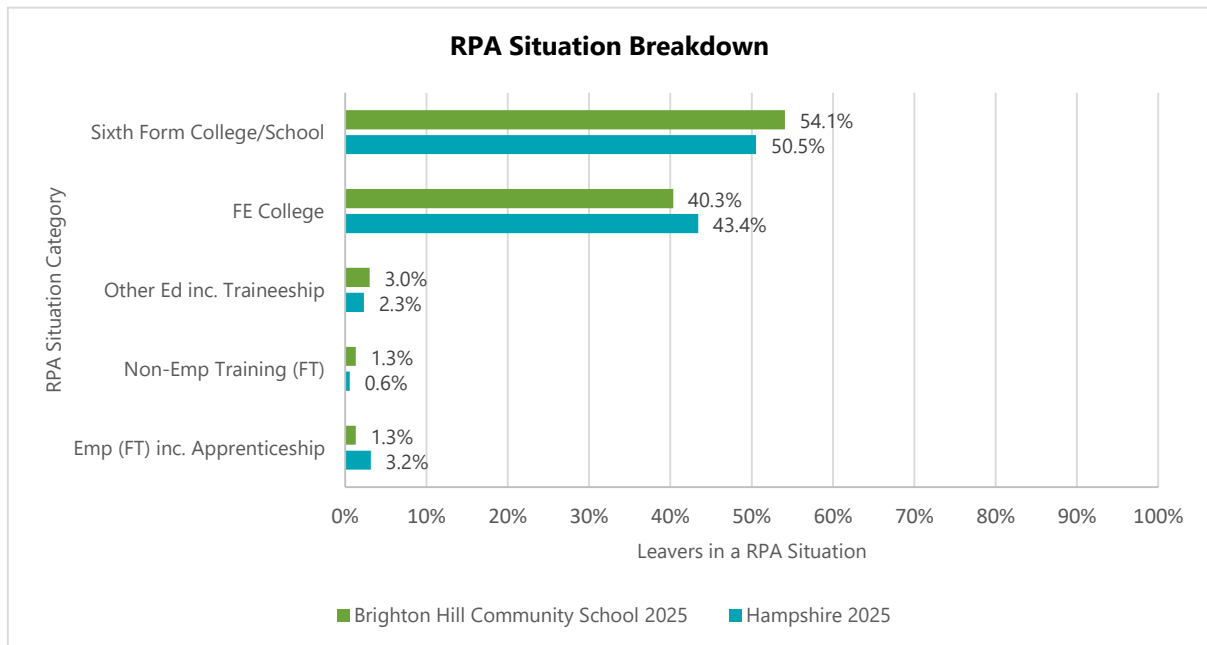
Leaver Year	2021	2022	2023	2024	2025
RPA Met	119	134	202	241	233
Total Leavers	120	138	204	244	244

Hampshire

Leaver Year	2021	2022	2023	2024	2025
RPA Met	13,342	13,225	13,744	14,080	14,422
Total Leavers	14,113	14,147	14,790	15,166	15,416

RPA Situation Breakdown

RPA situations are grouped into five categories, seen below. The Situation Category table in the glossary on page 5 defines each category. The graph below shows that there is a larger percentage of Brighton Hill Community School leavers moving to an education programme ('Sixth Form College/School', 'FE College', 'Other Ed inc. Traineeship') than the Hampshire average, but a smaller percentage moving to a training situation.



The tables below show the actual numbers of young people in each RPA situation. Where fewer than five people are recorded the information is withheld and replaced with '-'.

Brighton Hill Community School

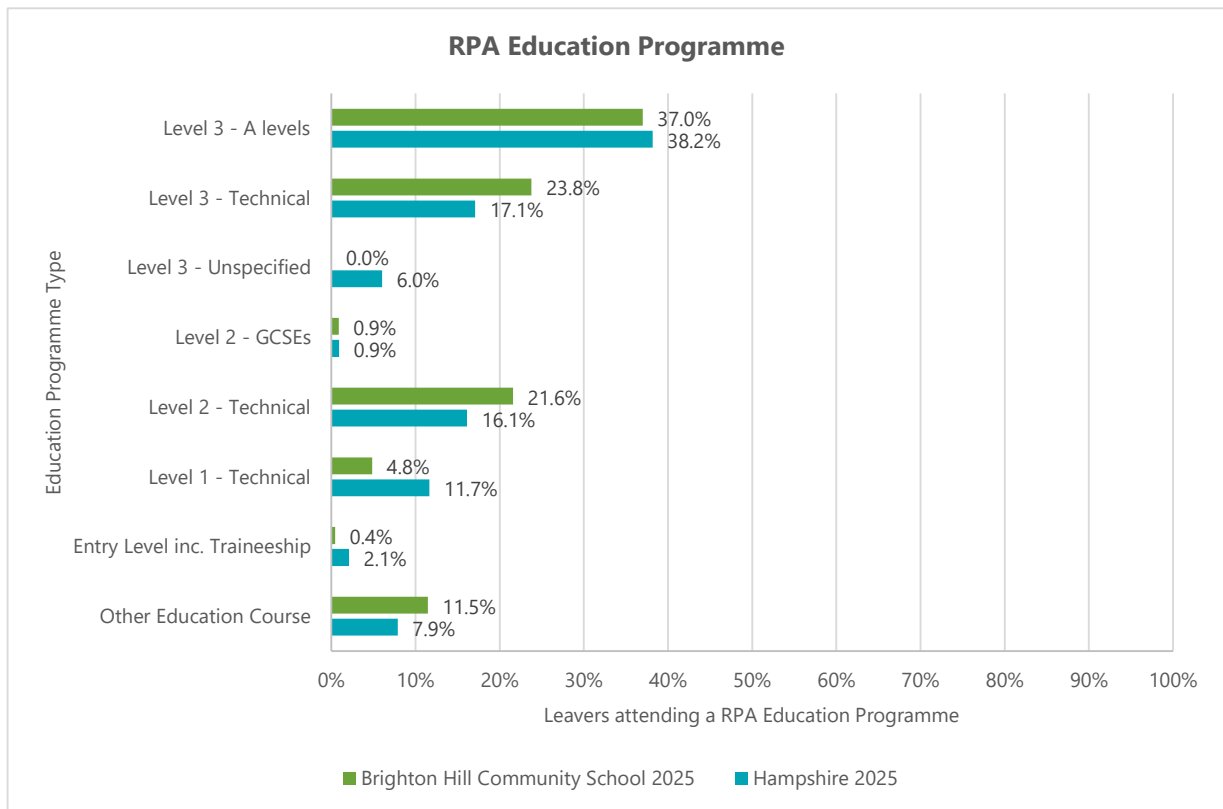
Leaver Year	2021	2022	2023	2024	2025
Sixth Form College/School	62	79	121	128	126
FE College	51	44	67	99	94
Other Ed inc. Traineeship	0	-	12	8	7
Non-Emp Training (FT)	-	-	0	-	-
Emp (FT) inc. Apprenticeship	5	-	-	-	-

Hampshire

Leaver Year	2021	2022	2023	2024	2025
Sixth Form College/School	7,128	6,983	7,113	7,061	7,290
FE College	5,665	5,589	5,906	6,147	6,261
Other Ed inc. Traineeship	26	170	243	298	334
Non-Emp Training (FT)	52	84	31	74	81
Emp (FT) inc. Apprenticeship	471	399	451	500	456

RPA Education Programme

There are different types of education programmes. The bar chart below shows that a higher percentage of education programme leavers from Brighton Hill Community School moved on to study a Level 3 programme than the Hampshire average. A higher percentage moved to Technical programmes than the Hampshire average.



The table below shows the actual numbers of young people in each programme type. Where fewer than five people are recorded the information is withheld and replaced with '-'.

Education Programme Type	Brighton Hill Community School	Hampshire 2025
Level 3 - A levels	84	5,300
Level 3 - Technical	54	2,374
Level 3 - Unspecified	0	836
Level 2 - GCSEs	-	126
Level 2 - Technical	49	2,240
Level 1 - Technical	11	1,618
Entry Level inc. Traineeship	-	294
Other Education Course	26	1,097

RPA Programme Establishments

Certain factors can greatly influence the appeal of a post-16 education establishment, such as the type of courses offered.

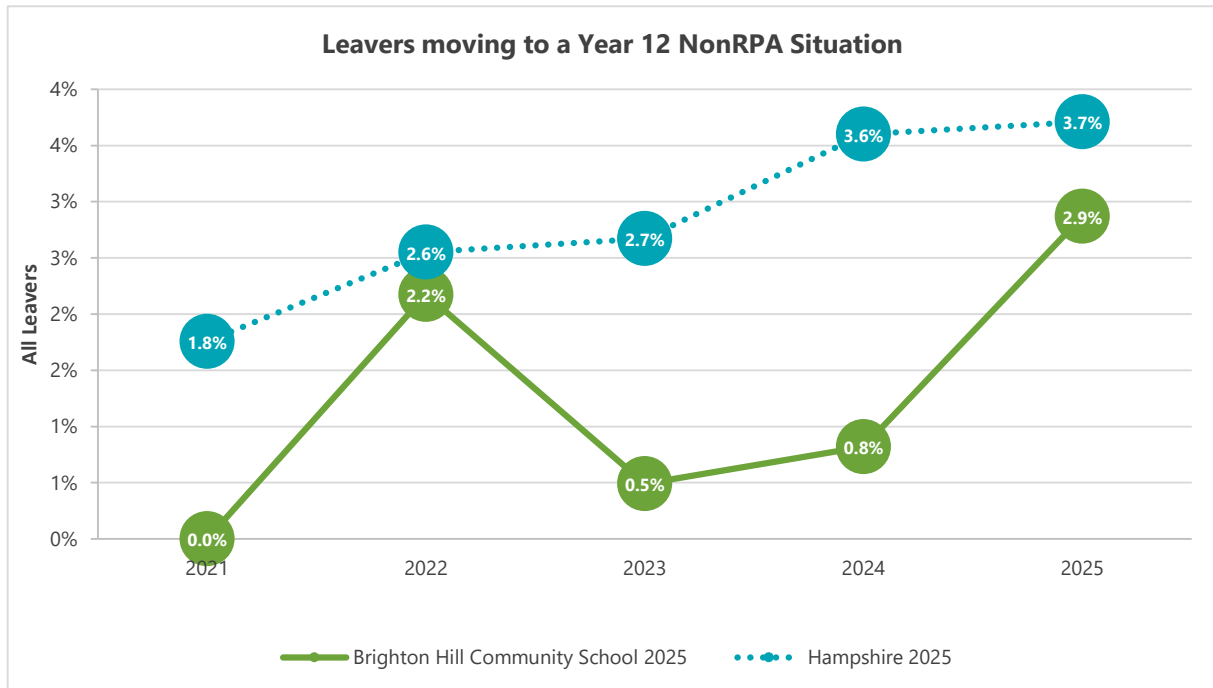
The table below shows the most popular establishments attended, as of 1st November 2025, by the Year 11 leavers from Brighton Hill Community School who moved to a full-time education programme. It shows the number of young people attending the establishment, and the percentage they represent compared to all Year 11 full-time education leavers from Brighton Hill Community School (227).

The figures include young people repeating a year of statutory education. Establishments with fewer than five people attending are not shown.

Year 12 Establishments	Leavers from Brighton Hill Community School	% of Programme Leavers
Queen Mary's College	116	51.1%
Basingstoke College of Technology	82	36.1%
Peter Symonds College	10	4.4%

Non RPA Situations

The graph below shows the percentage of leavers from Brighton Hill Community School who moved to a Non RPA situation in Year 12 over the past five years, and compares this to the Hampshire percentages over the same time period.



The tables below show the actual numbers of young people in a Non RPA situation compared to the numbers in the cohort. Where fewer than five people are recorded the information is withheld and replaced with '-'.

Brighton Hill Community School

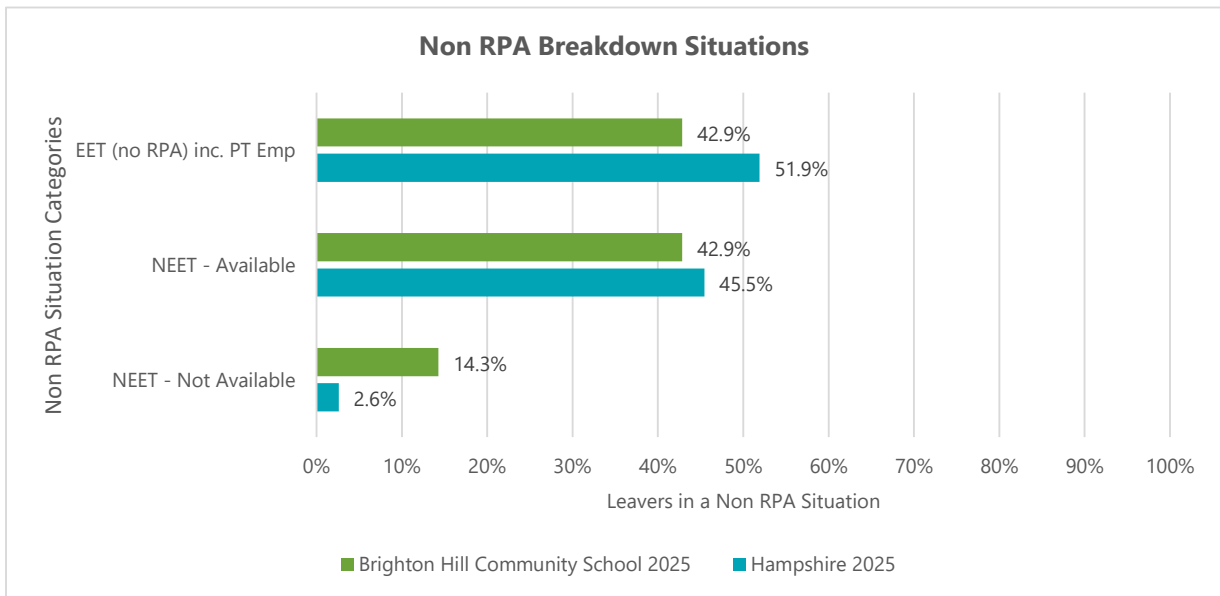
Leaver Year	2021	2022	2023	2024	2025
RPA Not Met	0	-	-	-	7
Total Leavers	120	138	204	244	244

Hampshire

Leaver Year	2021	2022	2023	2024	2025
RPA Not Met	248	361	395	546	572
Total Leavers	14,113	14,147	14,790	15,166	15,416

Non RPA Situation Breakdown

Non RPA situations are grouped into three categories, seen below. The Situation Category table in the glossary on page 5 defines each category. The graph below shows that in 2025 there was a larger percentage of Brighton Hill Community School leavers moving to a NEET situation than the Hampshire average.



The tables below show the actual numbers of young people in each Non RPA situation. Where fewer than five people are recorded the information is withheld and replaced with '-'.

Brighton Hill Community School

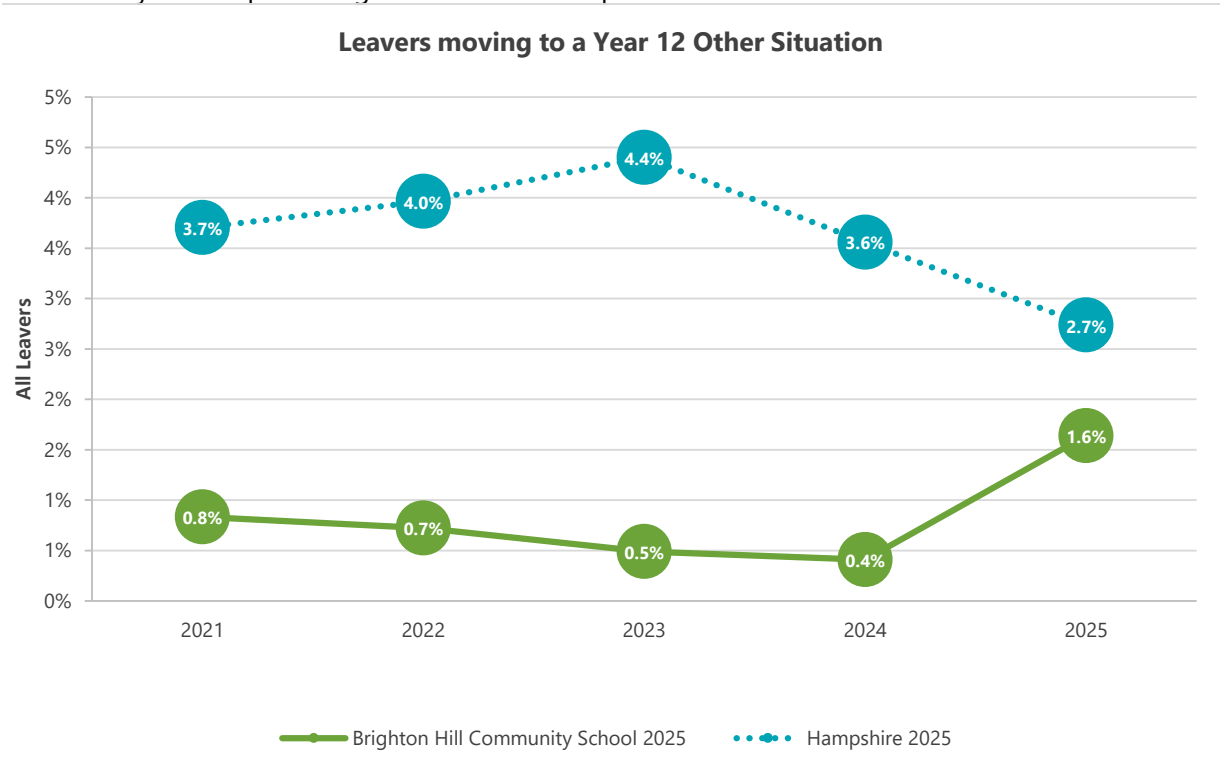
Leaver Year	2021	2022	2023	2024	2025
EET (no RPA) inc. PT Emp	0	-	0	-	-
NEET - Available	0	-	-	-	-
NEET - Not Available	0	0	0	0	-

Hampshire

Leaver Year	2021	2022	2023	2024	2025
EET (no RPA) inc. PT Emp	168	196	225	266	297
NEET - Available	77	154	160	264	260
NEET - Not Available	-	11	10	16	15

Other Situation

The graph below shows the percentage of Year 11 leavers from Brighton Hill Community School who moved to a situation that is categorised as neither RPA nor Non RPA. It compares Brighton Hill Community School percentages to those of Hampshire.



The situation category 'Other' is not broken down due to the small numbers of young people involved. The 'Other' category includes young people who are taking part in unpaid personal development opportunities that support them to enter EET, pregnancies, teenage parents, those whose illness prevents them from participating, unknowns, and young people moved out of area to an unknown activity.

The tables below show the actual numbers of young people in a situation categorised as 'Other' compared to the numbers in the cohort. Where fewer than five people are recorded the information is withheld and replaced with '-'.

Brighton Hill Community School

Leaver Year	2021	2022	2023	2024	2025
Other situation	-	-	-	-	-
Total Leavers	120	138	204	244	244

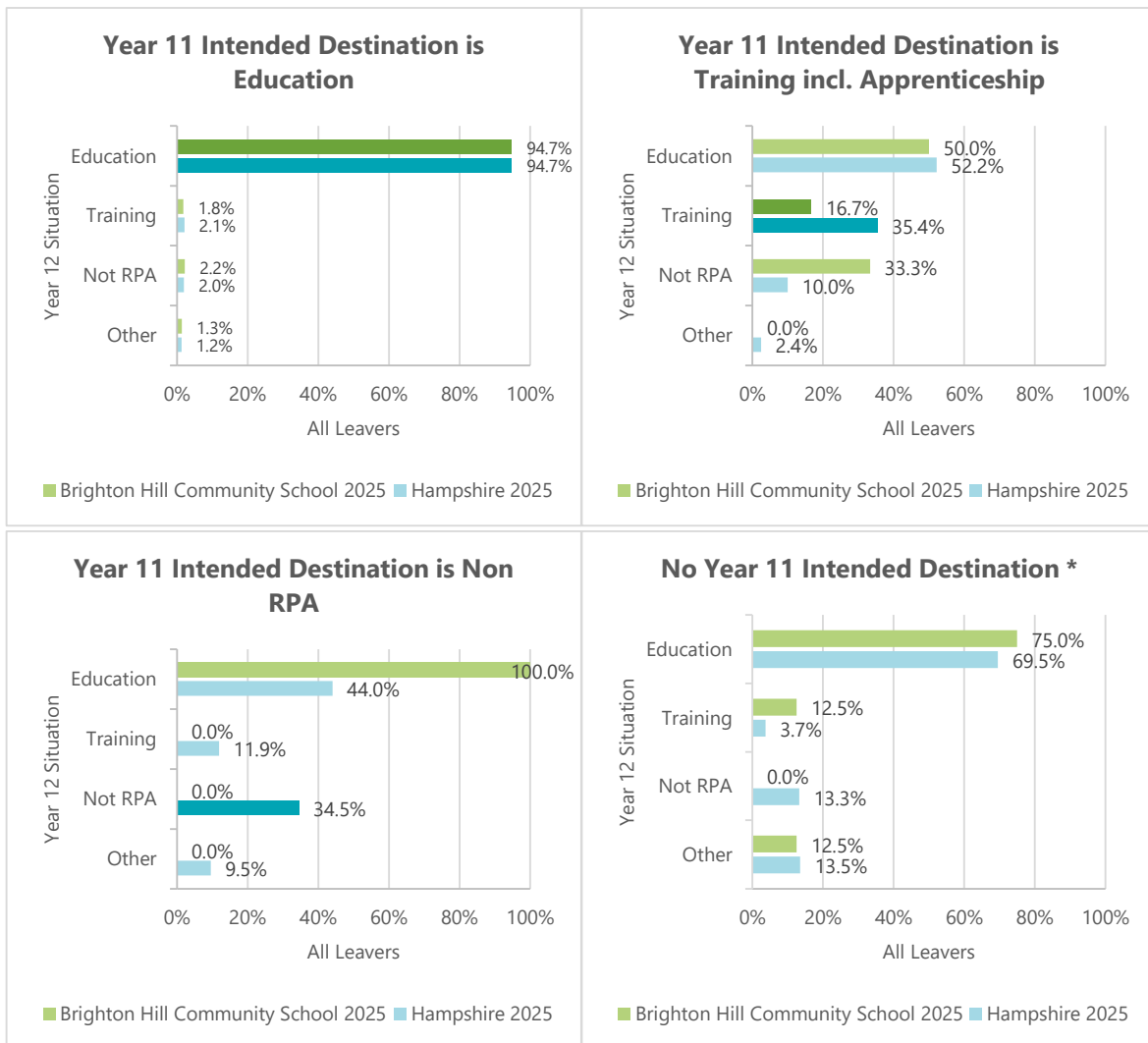
Hampshire

Leaver Year	2021	2022	2023	2024	2025
Other situation	523	561	651	540	422
Total Leavers	14,113	14,147	14,790	15,166	15,416

Intended Destination

The graphs below show the Intended Destinations of Year 11 leavers, and whether their Year 12 situation is the same as their intended.

The dark lines in the graphs highlight the percentage of leavers that met their Intended Destination. The lighter lines indicate the situation the leavers who did not meet their Intended Destination have moved to.



The table to the right shows the actual numbers of leavers per Intended Destination.

* Either undecided or no information available

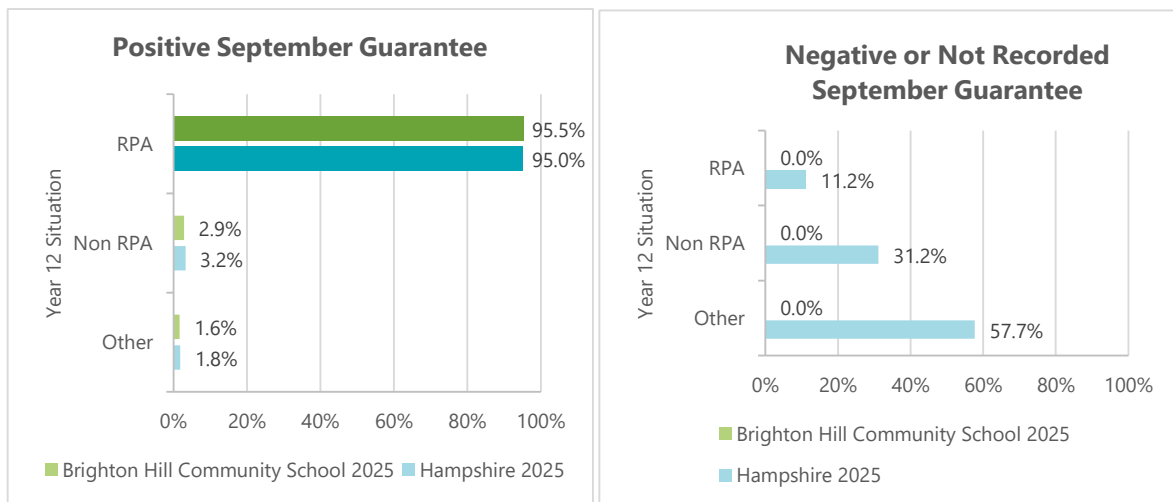
Where fewer than five people are recorded the information is withheld and replaced with '-'.
-

Intended Destination	Brighton Hill Community School 2025	Hampshire 2025
Education	228	13,020
Training	6	531
Non RPA	-	84
Undecided	0	7
No Information	8	1,774

September Guarantee

The graphs below examine the Year 12 situation, grouped by RPA, Non RPA and Other, of leavers who had a positive September Guarantee, and those who had a negative or no September Guarantee.

The dark lines in the Positive September Guarantee graph indicates the percentage of leavers whose September Guarantee was realised.



Of the Year 11 leavers from Brighton Hill Community School who had a positive September Guarantee, 95.5% are now in a destination that meets the RPA requirements.

The table below shows the number of leavers who had a positive or negative/not recorded September Guarantee, and their Year 12 situation category. Where fewer than five people are recorded the information is withheld and replaced with '-'.

September Guarantee	Year 12 Situation	Brighton Hill Community School 2025	Hampshire 2025
Guarantee	RPA	233	14,393
	Non RPA	7	491
	Other	-	272
Guarantee Total		240	15,156
No Guarantee/Not Recorded	RPA	0	29
	Non RPA	0	81
	Other	0	150
No Guarantee/Not Recorded Total		0	260

Appendix

This appendix outlines how the DfE destination types have been grouped in the Activity Survey.

Booklet Category	DfE Destinations Included	Education and training	Meet the duty to participate	EET, NEET, NK
Sixth Form College/School	FTE – school sixth-form	FTE	Participating	EET
	FTE – sixth-form college	FTE	Participating	EET
FE College	FTE – further education	FTE	Participating	EET
Other Ed inc. Traineeship	FTE – higher education	FTE	Participating	EET
	Gap year students	-	Participating	EET
	FTE - other	FTE	Participating	EET
	Independent specialist provider	FTE	Participating	EET
Non-Emp Training (FT)	Traineeship	WBL	Participating	EET
	EFA/SFA funded WBL	WBL	Participating	EET
	Other Training	Other	Participating	EET
	Training through Work Programme	Other		EET
Emp (FT) inc. Apprenticeship	Supported internship	WBL	Participating	EET
	Apprenticeship	Apprentice	Participating	EET
	FT employment with study (regulated qual)	E&T	Participating	EET
	Employment with training (other)	-	-	EET
	Self-employment	-	-	EET
EET (no RPA) inc. PT Emp	Self-employment with study (regulated qualification)	E&T	Participating	EET
	Work not for reward with study (regulated qualification)	E&T	Participating	EET
	Part time education	PTE	-	EET
	Employment without training	-	-	EET
	Temporary employment	-	-	EET
	Part time employment	-	-	EET
	Reengagement provision	-	WT	EET
NEET - Available	Working not for reward	-	-	NEET
	Not yet ready for work or learning	-	-	NEET
	Seeking employment, education or training	-	-	NEET
NEET - Not Available	Carer	-	-	NEET
	Not available on religious grounds	-	-	NEET
	Unlikely ever to be economically active	-	-	NEET
	Not available – other reason	-	-	NEET
Other	Start date agreed - other	-	-	NEET
	Start date agreed (RPA Compliant)	-	WT	NEET
	Teenage parent	-	TB	NEET
	Illness	-	TB	NEET
	Pregnancy	-	TB	NEET
	Current situation not known	-	-	Not known
	Cannot be contacted	-	-	Not known
	Refused to disclose activity	-	-	Not known

Key:	Destination meets RPA	Destination does not meet RPA	Unknown/Moved Away
------	-----------------------	-------------------------------	--------------------

Glossary
PTE - Part Time Education
TB - Temporary Break
WBL - Work Based Learning
WT - Working Towards